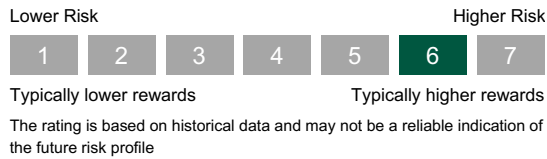


TM Navera Global Equity Strategy A GBP Accumulation

Risk Rating



General Information

Inception date	30 November 2022
Class base currency	GBP
Minimum Investment	Nil
IA Sector	Global
Comparator	OECD G7 CPI
Fund Manager	Navera Investment Management Limited
ACD	Thesis Unit Trust Management Limited
Fund type	OEIC
Total fund size	£128.9 million (fund currency: GBP)
Dealing	Daily
GBP Class ISIN	GB00BNV0F828
GBP Class SEDOL	BNV0F82
Custodian bank	Northern Trust

Fees

Entry/Exit Costs	None
Ongoing Charges	0.75%
Performance Fee	None

Top 10 Holdings

Security	MSCI Sector	Portfolio Weighting (%)
Microsoft	Information Technology	5.4
Experian	Industrials	5.0
Amazon	Consumer Discretionary	5.0
Mastercard	Financials	4.8
Alphabet	Communication Services	4.6
Intuitive Surgical	Health Care	4.5
Intuit	Information Technology	4.4
London Stock Exchange Group	Financials	4.3
Marsh & McLennan	Financials	4.0
Tractor Supply	Consumer Discretionary	3.9
Total		46.0

Morningstar ESG Risk Rating™



Out of 8,421 Global Equity Large Cap category funds as at 30 September 2025. Based on 100% of eligible corporate AUM and long positions only. The TM Navera Global Equity Strategy fund does not have a sustainability investment objective.

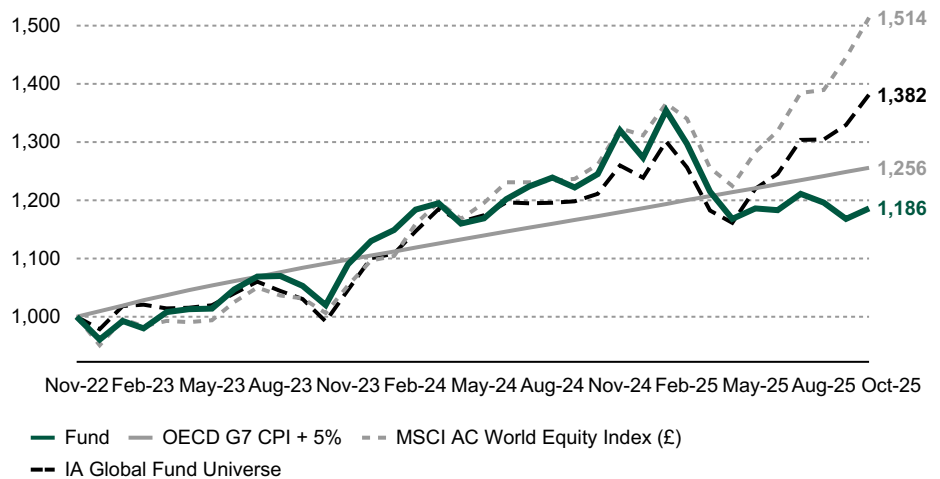
Investment Objective and Approach

TM Navera Global Equity Strategy A GBP Acc ("the Fund") aims to achieve a total return (through a combination of capital growth and income), net of fees, in excess of the OECD G7 Consumer Price Index plus 5% per annum, over five-year rolling periods. The Fund aims to achieve the investment objective by investing directly in a focused portfolio of between 25 and 40 equities on an unconstrained basis (ie: with no reference to an index or benchmark), representing an allocation to equities of between 80-100% of the Fund in normal market conditions.

The Fund's investment philosophy and strategy are centred on bottom-up stock selection supported by a rigorous in-house research process. The Fund considers long-term structural shifts taking place across the world and seeks to identify well-positioned companies using a combination of qualitative and quantitative measures focused on: industry tailwinds, sustainable competitive advantage, financial strength, and management's track record.

Performance

Growth of £1,000 investment, net of fees, since inception



Performance to 31 October 2025 (%)

	1 month	3 months	1 year	Since Fund Inception
Fund ¹	1.5	(2.1)	(4.7)	18.6
OECD G7 CPI + 5% ²	0.6	1.9	7.6	25.6
MSCI AC World Equity Index (£) ³	4.8	9.3	20.0	51.4
IA Global Fund Universe	3.9	6.0	14.1	38.3

Calendar year performance	Calendar YTD	2024	2023
Fund ¹	(6.8)	12.7	17.6
OECD G7 CPI + 5% ²	6.3	7.7	9.5
MSCI AC World Equity Index (£) ³	15.4	19.6	15.3
IA Global Fund Universe	11.5	12.7	12.5

Past performance should not be seen as an indication of future performance. The value of investments and the income from them may fluctuate and are not guaranteed. Investors may not get back the whole amount they have invested. Changes in rates of exchange between currencies may cause the value of investments to diminish or to increase. See Important Information for more details.

TM Navera Global Equity Strategy A GBP Accumulation

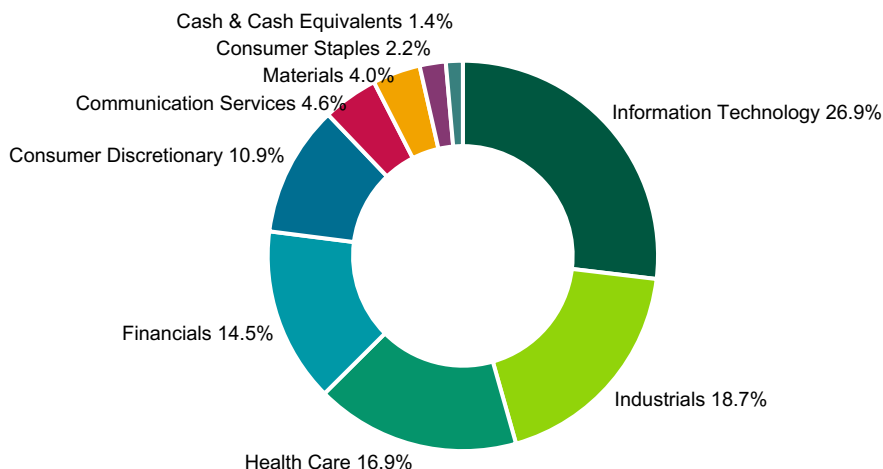
Regional Allocation⁴

Region	Weight (%)
North America	70.7
Europe ex UK	14.2
United Kingdom	10.2
Japan	3.5
Cash & Cash Equivalents	1.4
Total	100.0

Asset Allocation

Asset Type	Weight (%)
Equity	98.6
Cash & Cash Equivalents	1.4
Total	100.0

Sector Breakdown⁴



Important Information

Understanding the Factsheet

For all the details of the fund, please refer to the prospectus for the Fund available on www.naverainvestment.com.

The Risk and Reward Indicator table demonstrates where the Fund ranks in terms of its potential risk and reward. The higher the rank the greater the potential reward but the greater the risk of losing money. It is based on past data, may change over time and may not be a reliable indication of the future risk profile of the Fund.

Comparator Information

The OECD G7 Consumer Price Index combines the inflation rates for the inter-governmental forum known as the G7. This group consists of Canada, France, Germany, Italy, Japan, the United Kingdom and the United States.

The Fund uses the MSCI All Country World Index as a comparator benchmark against the wider equities markets and an investor may choose to use this benchmark to compare the returns achieved by the Fund against the performance of the assets in which the fund can invest. This comparator benchmark has been chosen taking account of the investment strategy of the Fund and the assets in which the Fund invests.

The Fund also uses the Investment Association Global peer group as a performance comparator which is a peer group which groups funds with a similar objective of investing at least 80% of their assets globally in equities. An investor may choose to use this peer group to compare the returns achieved by the Fund against other funds with a similar objective.

Sources

MSCI: The MSCI information may only be used for your internal use, may not be reproduced or disseminated in any form and may not be used as a basis for or a component of any financial instruments or products or indices. None of the MSCI information is intended to constitute investment advice or a recommendation to make (or refrain from making) any kind of investment decision and may not be relied on as such.

Investment Association Global Sector: © 2025 Morningstar, Inc. All rights reserved. Average Fund data (1) is proprietary to Morningstar and/or its content providers; (2) may not be copied or distributed; and (3) is not warranted to be accurate, complete or timely. Neither Morningstar nor its content providers are responsible for any damages or losses arising from the use of this information. Morningstar®. All rights reserved. The information contained herein: 1) is proprietary to Morningstar and/or its content providers; 2) may not be copied or attributed; and 3) is not warranted to be accurate, complete or timely. Neither Morningstar nor its content providers are responsible for any damages or losses arising from any use of this information. Past performance is no guarantee of future results.

Disclosure

Past performance should not be seen as an indication of future performance. The value of investments and the income from them may fluctuate and are not guaranteed. Investors may not get back the whole amount they have invested. Changes in rates of exchange between currencies may cause the value of investments to diminish or to increase.

This document is not a financial promotion, and it is being provided for information purposes only. Investors should consult the KIID and fund prospectus before making any purchase. They can be downloaded from www.naverainvestment.com/fund-library/.

Information in this Factsheet is based on sources believed to be accurate and reliable and provided "as is" and in good faith. While we have endeavoured to ensure the accuracy of the information herein, such information is not guaranteed as to accuracy or completeness.

The TM Navera Global Equity Strategy fund does not have a sustainability investment objective.

Navera Investment Management Limited do not offer investment advice. No information contained within this document should be construed as such. If you are in doubt, you should seek advice from a financial adviser.

This Fund is authorised and regulated by the Financial Conduct Authority. Thesis Unit Trust Management Limited is authorised and regulated by the Financial Conduct Authority.